



## Minimise pipe off-cuts. Maximise productivity.

The AmbiFlex pipe decoiler is suitable for decoiling pipe from the inside of the coil, keeping the outer wrapping in place - so your pipe stays neat and tidy, ready for next time.

### Product overview

These operating instructions contain basic information that must be observed before using the equipment! The support arms are not suitable for carrying!

Always make sure that you are surefooted when carrying them! Use only in sufficiently lit rooms.

Modifications or alterations to the unwinding device are not permitted for safety reasons!

Wear personal protective equipment during assembly and use! There is a risk of crushing when unfolding the support arms!

Transport with tube bundle only with appropriate number of persons. Danger of slipping or tipping over if tilted too far. Commissioning and use only by trained specialists.

### Benefits

- Pipe installation without swirl
- Unwinding from inside and outside
- Easy assembly without tools
- Height-adjustable
- Double ball bearings

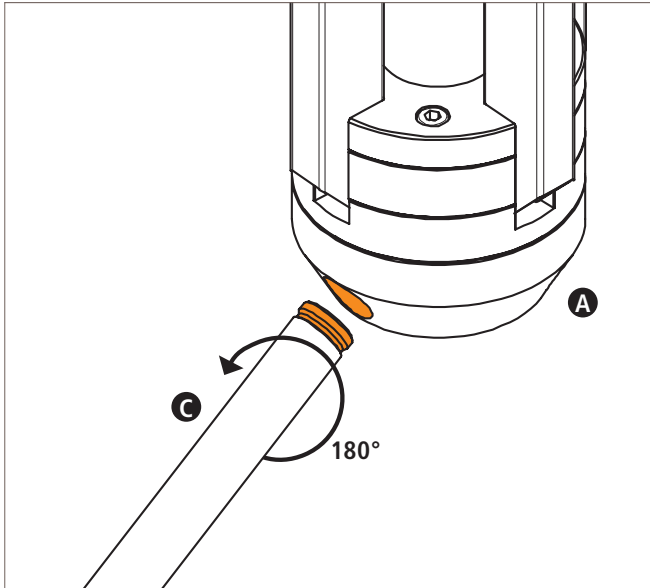
### Safety instructions

AmbiFlex is specially designed to decoil pipes from the inside of the coil. The decoiler is made of high-quality stainless steel. Thanks to its double bearing on ball bearings, unwinding is very easy and trouble-free. The pipe rollers rest on stable 650 mm long arms, which are suitable for use with the fixing profiles made of stainless steel (square hollow profile 40 x 30 x 3 mm) with star grip screws for free locking. The fixing arms are pre-drilled for use with the steel basket.

The decoiler is equipped with a central pipe guide which consists of a telescopic holder and a pipe guide (300 mm) with Teflon ring. Components of the unroller:

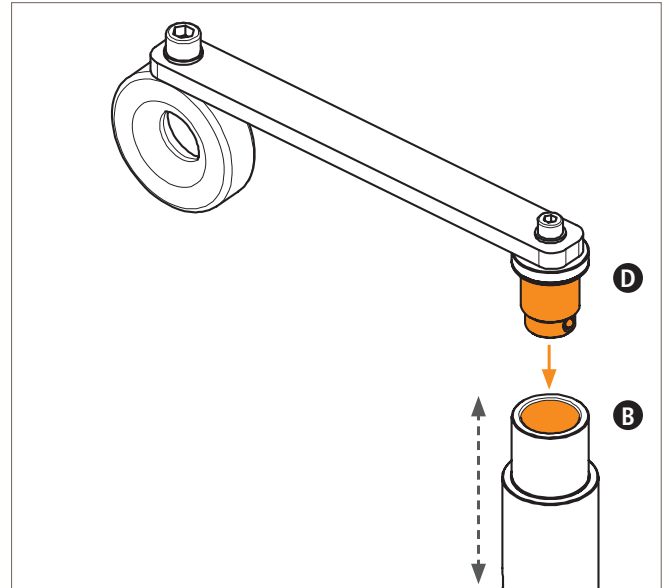
- 1 x Carrying bag
- 1 x Unwinder with fixed arms (650 mm long)
- 3 x stainless steel feet
- 1 x telescopic holder with tube guide
- 4 x short pipe support arms
- \*long arms are optional

Dimensions assembled (Ø/h)  
 Ø 1365 / h 797 (1127) mm  
 Packed dimensions 988-\*/85-ons (bag)  
 700 x 400 x 150 mm  
 Weight: 15 kg



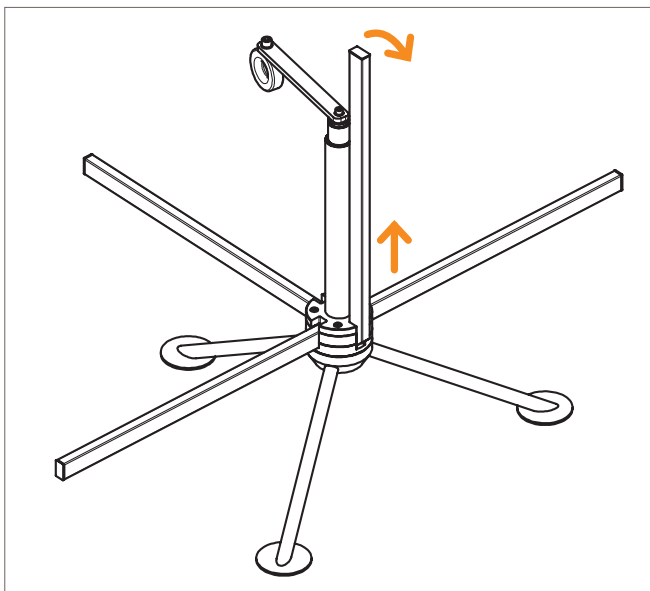
**Removable stand feet**

Rotate the foot 180° to insert it fully into the mounting hole. When it has come to a stop, rotate it to the working position to secure it.



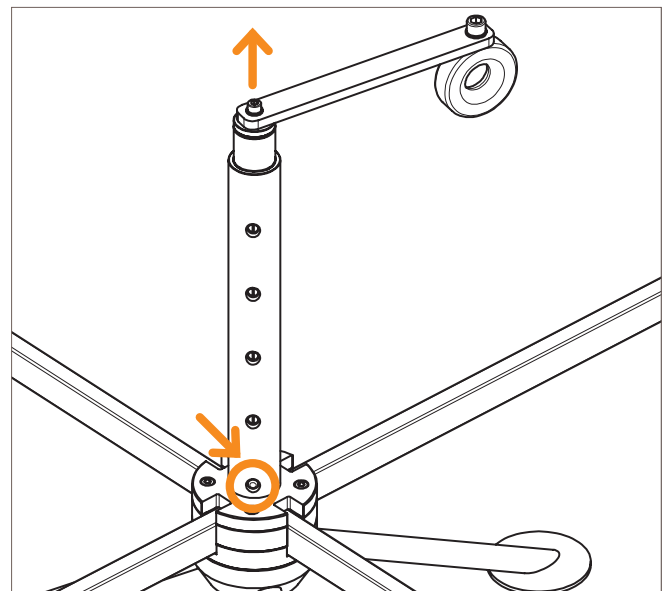
**Inserting the pipe guide bracket**

Insert the bracket by pushing the coupling cylinder in as far as it will go. To remove the bracket, pull firmly upwards.



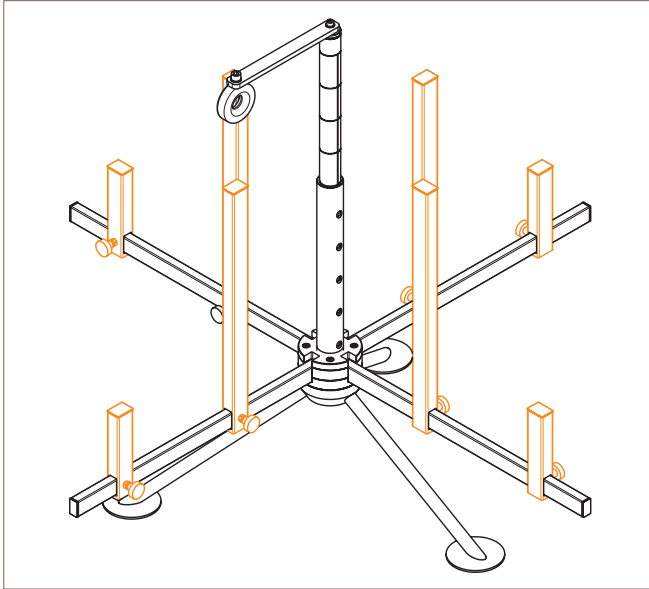
**Lowering the support arms**

Pull the lay-up arm upwards and then turn it into the correct position.



**Extendable rotating for large pipe rolls**

Press the spring bolt at the lower end and pull out the inner tube. Check that the knob locks into the desired position. **CAUTION!** Do not pull out the inner tube completely so that the spring bolt does not get lost.



**Short vertical support arms**

Processed square hollow profile 40 x 30 x 3 mm made of INOX, including plug and star grip screws with stainless steel grub screw. Version short – L 190 mm.

**Long vertical support arms**

Processed square hollow profile 40 x 30 x 3 mm made of INOX, including plug and star grip screws with stainless steel grub screw. Version long – L 550 mm.

